

# EYFS and KS1

# Reading Information



Tuesday 19th September 2023 – 9:00am

# What is phonics?

- At Gargrave C of E Primary School we follow Little Wandle Letters and Sounds Revised as our validated programme for teaching phonics and early reading.
- Children are taught to read by breaking down words into separate sounds or 'phonemes'. They are then taught how to blend these sounds together to read the whole word.
- Children have a phonics lessons in school **every** day. Children are taught 4 new sounds a week and consolidate their learning on the fifth day. All children are taught sounding and blending to read words. Children are encouraged to use these strategies to read and write in all other lessons.



# Reception


























Autumn Term: Phase 2


Spring Term: Phase 3















Summer Term: Phase 4

## Grapheme mat

## Phases 2 and 3




 s ss	 t tt	 p pp	 n nn	 m mm	 d dd	 g gg	 c ck cc	 r rr
 h	 b bb	 f ff	 l ll	 j jj	 v vv	 w	 x	 y
 z zz	 qu	 ch	 sh	 th	 ng	 nk		

 a	 e	 i	 o	 u
---	---	---	---	---

 ai	 ee	 igh	 oa	 oo	 oo	 ar
 or	 ur	 er	 ow	 oi	 ear	 air

# Reception































- Phase 2 – introduction of /s/ /a/ /t/ /p/ phonemes and graphemes initially

 	 <p>astronaut</p>	<p>Open your mouth wide and make the <b>a</b> sound at the back of your mouth <b>a a a</b></p>	<p>Around the astronaut's helmet and down into space.</p>
---	--	--	---





- Introduction to blending, eg. t – a – p
- Vocabulary – digraph; trigraph
- Tricky words
- Orange sounds book
- Reading book without words
- Reading book with words

# Year 1

## Grow the code grapheme mat Phase 2, 3 and 5

 s ss c se ce st sc	 t tt	 p pp	 n nn kn gn	 m mm mb	 d dd	 g gg	 c ck cc ch	 r rr wr	 h
 b bb	 f ff ph	 l ll le al	 j jg dge ge	 v vv ve	 w wh	 x	 y	 z zz s se ze	 qu
 ch tch ture	 sh ch ti ssi si ci	 th	 ng	 nk	 a	 e ea	 i y	 o a	 u o-e ou

## Grow the code grapheme mat Phase 2, 3 and 5

 ai	 ee	 igh ie i i-e y	 oa o o-e ou oe ow	 oo ue u-e ew ou ui	yoo ue u u-e ew	 oo u* oul	 ar a* al*
 or aw au aur oor al a oar ore	 ur er ir or	 ow ou	 oi oy	 ear ere eer	 air are ere ear	zh su si	

\*depending on regional accent

## **Year 1**

Autumn Term 1: Phase 3 and Phase 4 recap

Autumn Term 2: Phase 5

Spring Term: Phase 5

Summer Term: Phase 5

## **Year 2**

Recap – spelling rules

# Reading Approach

Read 1 : decode

Read 2: fluency/prosody

Read 3: comprehension

# Year 1 Phonics Check

- Every Year 1 child in the country will be taking the phonics screening check in the same week in June.
- The aim of the check is to check children's phonological understanding.





# What will the children be expected to do?

- The check is very similar to tasks the children already complete during phonics lessons.
- Children will be asked to 'sound out' a word and blend the sounds together.eg d-o-g - dog



- The focus of the check is to see which sounds the children know and therefore the children will be asked to read made up 'nonsense' words.

**THIS IS NOT A READING TEST**



# Examples of words:

Section 1

quiz

back

doom

short

Section 1

vol



teg



jat



ind



# Examples of words:

Section 2

comic

giving

pumpkin


fighters

Sourced from SATs-Papers.co.uk

<http://www.SATs-Papers.co.uk>

Section 2

clisk




thrand



strad



scroy



Sourced from SATs-Papers.co.uk

<http://www.SATs-Papers.co.uk>

# Who will complete the check?

- The children will complete the check one at a time in a quiet familiar area of the school.
- A familiar member of staff will conduct all of the screening checks with the children and they will not know they are doing a 'test'.

- The screening will only take 5-10mins with each child.



Shhhhh!

# How can you help?

- Encourage your child to 'sound out' when they come across an unfamiliar word when reading or writing. Focusing particularly on spotting more unusual sound patterns.

Eg

Digraph- 2 letters making one sound

cow

Trigraphs- 3 letters making one sound

night

Split digraphs- 2 vowels with a consonant in between. Use to be known as the magic e!

spine - i\_e



# How can you help?

- Encourage your child to use their phonics knowledge to sound and blend words when reading. Encourage children to segment and sound out words to record letters when writing.

## Year 2.

The National Curriculum expectation for reading is high. Children are expected to read fluently and accurately (average 90 words per minute).

We are working on building stamina when reading so that the children are able to sustain reading for a longer period of time.

Children need to be able to answer questions about what they have read to achieve age related expectations.

Examples of texts are out.

# Questions?

