

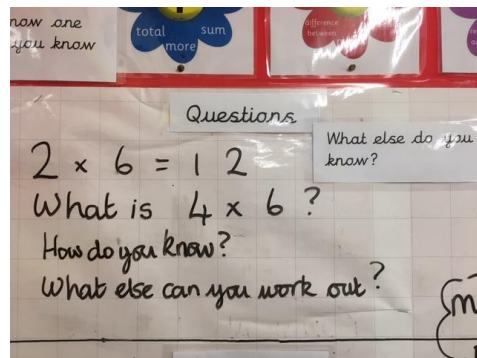
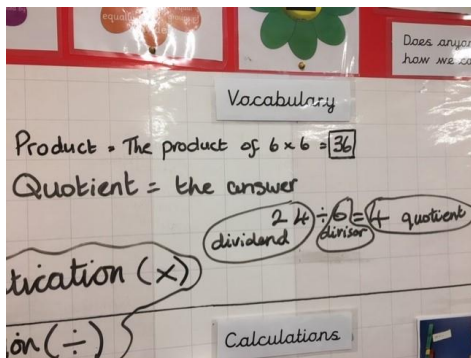


We have had a busy start to the Autumn term. In literacy we have carried out fiction work linked to the book *Wolves in the Walls* by Neil Gaiman. In the book a girl named Lucy believes that there are wolves hiding in the walls of her house but no one believes her. We used the story to create our own “Elephants in the walls” stories. We have also done some non-fiction writing linked with our space theme and based on the book ‘Where once we stood: stories of the Apollo astronauts’ by Christopher Riley. We produced some fabulous colourful illustrated reports on the moon landings.



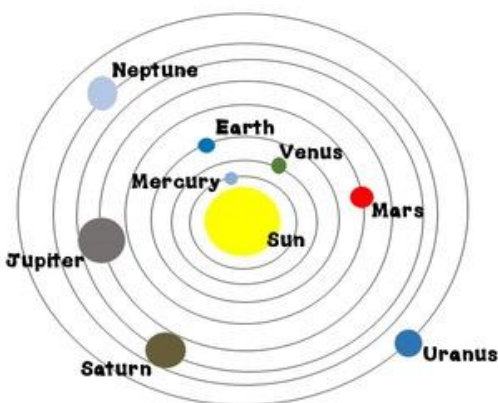
In Maths the year 4's have been learning about place value, addition and subtraction and



are now working on multiplication. They have been working really hard to master the art of bar modelling to help them answer some tricky, multi-step word problems.

The year 5's have also been learning about place value, addition and subtraction and multiplication and division. They are starting to learn formal written methods for multiplying and dividing large numbers.

We have been really enjoying our TTrackstars – both online and the paper version where we work hard to beat our score each time. Everyone in Sycamore class is aiming to be at “Rock status”. We have also been practising different approaches to problem solving. This term we are focusing on solving problems by drawing a picture and using bar modelling. We have enjoyed taking part in the Barvember maths challenges.



In science we have been learning about space. We gathered facts about the different planets and discovered why we have day and night and the seasons. We also learnt the difference between a geocentric and a heliocentric solar system and looked at how great astronomers through time used the evidence available to inform their beliefs.

In art and design we have been concentrating on space themed art. We have looked at the space and science fiction art of Peter Thorpe. We then produced our own pictures by first concentrating on making a colourful abstract painted background. We then chose a space themed object for our foreground and painted

it using contrasting colours to make it stand out. Finally, we finished our pictures by using sticky pads to attach our foreground objects, making them stand out.

Thank you to all the parents from Sycamore class that attended our class worship.